

130 HP

## SD13

Compact, reliable, durable

- ▶ Engine model: Shangchai SC8D143G2B1
- ▶ Net power: 95.5 kW/130HP/1900 rpm
- ▶ Operating weight: 13.7 t

### Product features

The SD13 gets mid-range volume jobs done in record time. A smaller version of our best-selling SD16 line, the SD13 delivers all the durability and reliability of its larger cousin series. With a high-power, high-efficiency, turbocharged engine featuring a large-torque reserve coefficient, the 130 hp SD13 is ready for work. Its extended track ensures low ground pressure, high reliability and strong traction while the comfortable wide visibility hexahedron cab and integrated dashboard design help keep operator productivity at peak levels.



shantui e-shop

# SHANTUI

VALUE THAT WORKS

Shantui Construction Machinery Co., Ltd.

ADDRESS:  
No. 58, G327 Highway  
Jining City, Shandong, CHINA








TEL: +86-537-2909369  
FAX: +86-537-2311219  
EMAIL: trade@shantui.com

# 130 HP SD 13

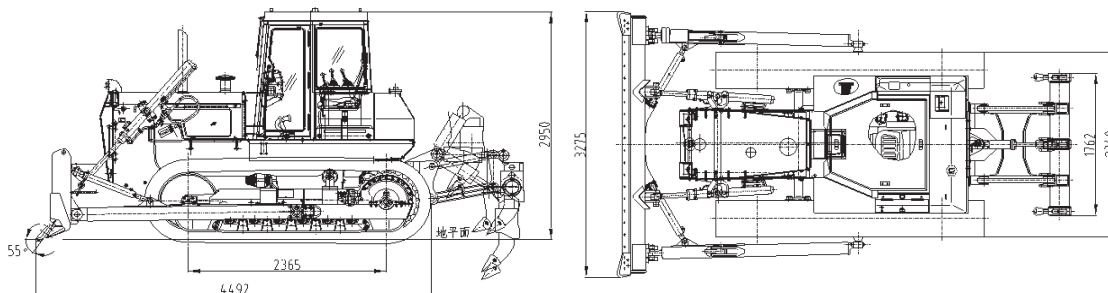
## Technical specifications:

Blade Type	Straight-tilt	Angle
Min. ground clearance:	320 mm	320 mm
Ground pressure:	0.063 MPa	0.063 MPa
Minimum turning radius:	4.466 m	4.545 m
Gradeability:	30°	30°
Track gauge:	1880 mm	1880 mm

SD13

	ENGINE	Model & type	Shanghai SC8D143G2B1; Water-cooled, in-line, 4-cycle, direct injection and turbocharged		
		Horsepower	Gross power: 105/141/1900 kW/HP/rpm // Net power: 95.5/130/1900 kW/HP/rpm		
		Number of cylinders	6-114 x 135 mm (bore x stroke)		
		Piston displacement	8.27 L		
		Min. fuel consumption	228 g/kW-h		
		Maximum torque	674 N-m@1300 rpm		
	POWER TRANSMISSION SYSTEM	Torque converter	3-element, 1 stage, 1 phase		
		Transmission	Forced connected, planetary gear, power shift		
		Main drive	Spiral bevel gear, splash lubrication		
		Steering clutch	Wet, multi-disc, spring loaded, hydraulic helping operation, mechanical separating, linking steering brake		
		Steering brake	Wet, floating, band type foot stepping brake with hydraulic helping		
		Final drive	2-stage speed reduction of spur gear, splash lubrication		
	TRAVEL SPEED	Gear	1st	2nd	3rd
		Forward	0~3.2 km/h	0~5.9 km/h	0~9.8 km/h
		Reverse	0~3.9 km/h	0~7.1 km/h	0~11.9 km/h
		Type	Swing type of sprayed beam, suspended structure of equalizer		
	UNDERCARRIAGE SYSTEM	Carrier rollers	2 each side		
		Track rollers	6 each side		
		Track type	Single grouser, dry type		
		Width of track shoes	460 mm		
		Pitch	190 mm		
	HYDRAULIC SYSTEM	Maximum pressure	14 MPa		
		Pump type	Gear pump		
		Discharge	180 L/min		
		Bore of working cylinder × no.	90 mm × 2		
	BLADE	Blade type	Straight-tilt	Angle	
		Dozing capacity	3.7 m³	3.4 m³	
		Blade width	3185 mm	3745 mm	
		Blade height	1090 mm	915 mm	
		Maximum drop below ground	590 mm	590 mm	
		Lifting height of blade	930 mm	930 mm	
			RIPPER (OPTIONAL)	Maximum digging depth of 3-shank ripper	467 mm
Maximum lift above ground	559 mm				
Weight of 3-shank ripper	1421 kg				

OVERALL DIMENSIONS Straight-tilt blade



▶ THE SPECIFICATIONS ARE SUBJECT TO CHANGE WITHOUT NOTICE. THE PICTURES MAY INCLUDE OPTIONS. THE ACTUAL COLOR & APPEARANCE OF THE PRODUCT MAY DIFFER FROM WHAT IS SHOWN.

130 HP

## SD13

Compact, reliable, durable

- ▶ Engine model: Cummins 6CTA8.3-C145
- ▶ Net power: 95.5 kW/130HP/1900 rpm
- ▶ Operating weight: 13.7 t

### Product features

The SD13 gets mid-range volume jobs done in record time. A smaller version of our best-selling SD16 line, the SD13 delivers all the durability and reliability of its larger cousin series. With a high-power, high-efficiency, turbocharged engine featuring a large-torque reserve coefficient, the 130 hp SD13 is ready for work. Its extended track ensures low ground pressure, high reliability and strong traction while the comfortable wide visibility hexahedron cab and integrated dashboard design help keep operator productivity at peak levels.



shantui e-shop

# SHANTUI

VALUE THAT WORKS

Shantui Construction Machinery Co., Ltd.

ADDRESS:

No. 58, G327 Highway  
Jining City, Shandong, CHINA

TEL: +86-537-2909369

FAX: +86-537-2311219

EMAIL: trade@shantui.com








130 HP

# SD13

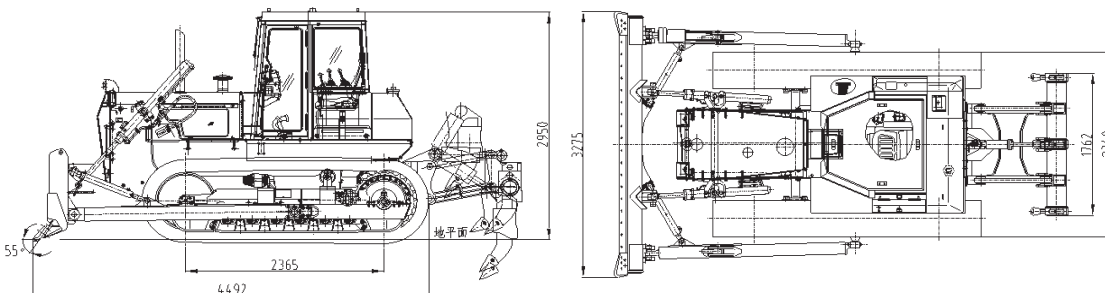
Technical specifications:

Blade Type	Straight-tilt	Angle
Min. ground clearance:	320 mm	320 mm
Ground pressure:	0.063 MPa	0.063 MPa
Minimum turning radius:	4.466 m	4.545 m
Gradeability:	30°	30°
Track gauge:	1880 mm	1880 mm

SD13

	ENGINE	Model & type	Cummins 6CTA8.3-C145; Water-cooled, in-line, 4-cycle, direct injection and turbocharged		
		Horsepower	Gross power: 105/141/1900 kW/HP/rpm // Net power: 95.5/130/1900 kW/HP/rpm		
		Number of cylinders	6-114 x 135 mm (bore x stroke)		
		Piston displacement	8.3 L		
		Min. fuel consumption	228 g/kW-h		
		Maximum torque	700 N-m@1600 rpm		
	POWER TRANSMISSION SYSTEM	Torque converter	3-element, 1 stage, 1 phase		
		Transmission	Forced connected, planetary gear, power shift		
		Main drive	Spiral bevel gear, splash lubrication		
		Steering clutch	Wet, multi-disc, spring loaded, hydraulic helping operation, mechanical separating, linking steering brake		
		Steering brake	Wet, floating, band type foot stepping brake with hydraulic helping		
		Final drive	2-stage speed reduction of spur gear, splash lubrication		
	TRAVEL SPEED	Gear	1st	2nd	3rd
		Forward	0~3.2 km/h	0~5.9 km/h	0~9.8 km/h
		Reverse	0~3.9 km/h	0~7.1 km/h	0~11.9 km/h
		Type	Swing type of sprayed beam, suspended structure of equalizer		
	UNDERCARRIAGE SYSTEM	Carrier rollers	2 each side		
		Track rollers	6 each side		
		Track type	Single grouser, dry type		
		Width of track shoes	460 mm		
		Pitch	190 mm		
	HYDRAULIC SYSTEM	Maximum pressure	14 MPa		
		Pump type	Gear pump		
		Discharge	180 L/min		
		Bore of working cylinder × no.	90 mm × 2		
	BLADE	Blade type	Straight-tilt	Angle	
		Dozing capacity	3.7 m³	3.4 m³	
		Blade width	3185 mm	3745 mm	
		Blade height	1090 mm	915 mm	
		Maximum drop below ground	590 mm	590 mm	
		Lifting height of blade	930 mm	930 mm	
			RIPPER (OPTIONAL)	Maximum digging depth of 3-shank ripper	467 mm
Maximum lift above ground	559 mm				
Weight of 3-shank ripper	1421 kg				

## OVERALL DIMENSIONS Straight-tilt blade



▶ THE SPECIFICATIONS ARE SUBJECT TO CHANGE WITHOUT NOTICE. THE PICTURES MAY INCLUDE OPTIONS. THE ACTUAL COLOR & APPEARANCE OF THE PRODUCT MAY DIFFER FROM WHAT IS SHOWN.