

220 HP

SD22

More power, greater efficiency

- ▶ Engine model: Cummins NT855-C280S10
- ▶ Net power: 162 kW/220HP/1800 rpm
- ▶ Operating weight: 23.4 t

Product features

The SD22 is a large horsepower, advanced technology bulldozer with a Cummins 855C engine delivering high torque yet low fuel consumption. An exhaust turbocharger ensures uninterrupted performance at altitudes up to 3200m. Hydraulic drive and control technology deliver reliable performance and easy control.



shantui e-shop

SHANTUI

VALUE THAT WORKS

Shantui Construction Machinery Co., Ltd.

ADDRESS:
No. 58, G327 Highway
Jining City, Shandong, CHINA

TEL: +86-537-2909369
FAX: +86-537-2311219
EMAIL: trade@shantui.com








220 HP

SD22

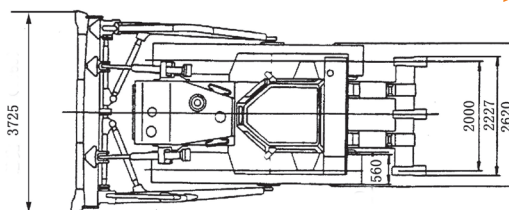
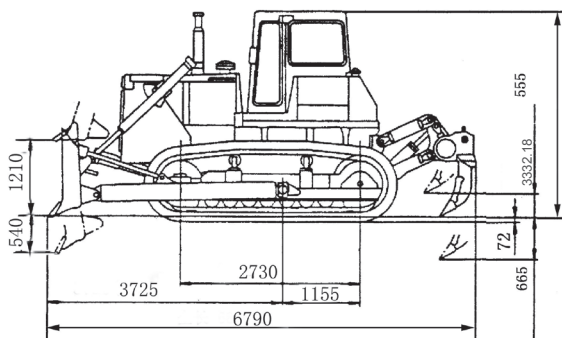
Technical specifications:

Blade Type	Straight-tilt	Angle	U Blade	Semi-U Blade
Min. ground clearance:	405 mm	405 mm	405 mm	405 mm
Ground pressure:	0.077 MPa	0.077 MPa	0.078 MPa	0.078 MPa
Min. turning radius:	3.3 m	3.3 m	3.3 m	3.3 m
Gradeability:	30°	30°	30°	30°
Track gauge:	2000 mm	2000 mm	2000 mm	2000 mm

SD22

	ENGINE	Model & type	Cummins NT855-C280S10; In-line, water cooled 4-cycle, overhead valve direct injection, turbocharged diesel			
		Horsepower	Gross power: 175/235/1800 kW/HP/rpm // Net power: 162/220/1800 kW/HP/rpm			
		Number of cylinders	6-139.7 x 152.4 mm (bore x stroke)			
		Piston displacement	14.01 L			
		Min. fuel consumption	205 g/kW-h			
		Maximum torque	1030 N-m@1250rpm			
	POWER TRANSMISSION SYSTEM	Torque converter	3-element, 1 stage, 1 phase			
		Transmission	Planetary gear, multi-disc clutch, power shift, forced lubrication			
		Main drive	Spiral bevel gear, splash lubrication, single-stage speed reduction			
		Steering clutch	Wet, multi-disc, spring loaded, hydraulically separated, hydraulic control			
		Steering brake	Wet, floating band, foot brake with hydraulic booster			
		Final drive	2-stage speed reduction of spur gear, splash lubrication			
	TRAVEL SPEED	Gear	1st	2nd	3rd	
		Forward	0~3.6 km/h	0~6.5 km/h	0~11.2 km/h	
		Reverse	0~4.3 km/h	0~7.7 km/h	0~13.2 km/h	
	UNDERCARRIAGE SYSTEM	Type	Swing type of sprayed beam, suspended structure of equalizer bar			
		Carrier rollers	2 each side			
		Track rollers	6 each side			
		Track type	Assembled, single-grouser			
		Width of track shoes	560/610/660 mm			
		Pitch	216 mm			
	HYDRAULIC SYSTEM	Maximum pressure	14 MPa			
		Pump type	Gear pump			
		Discharge	262 L/min			
		Bore of working cylinder × no.	120 mm × 2			
	BLADE	Blade type	Straight-tilt	Angle	U-blade	Semi-U-blade
		Dozing capacity	6.4 m³	4.7 m³	7.5 m³	7.0 m³
		Efficiency (Theoretical value 40 m)	330 m³/h	245 m³/h	391 m³/h	365 m³/h
		Blade width	3725 mm	4365 mm	3800 mm	3725 mm
		Blade height	1315 mm	1055 mm	1343 mm	1374 mm
		Maximum drop below ground	540 mm	535 mm	540 mm	540 mm
		Lifting height of blade	1210 mm	1290 mm	1210 mm	1210 mm
		Weight of blade	2830 kg	3254 kg	3419 kg	3419 kg
	RIPPER (OPTIONAL)	Maximum digging depth of 3-shank ripper	666 mm			
		Maximum lift above ground	555 mm			
		Weight of 3-shank ripper	2495 kg			
		Maximum digging depth of single ripper	695 mm			
		Maximum lift above ground	515 mm			
		Weight of single ripper	2453 kg			

OVERALL DIMENSIONS Straight-tilt blade



▶ THE SPECIFICATIONS ARE SUBJECT TO CHANGE WITHOUT NOTICE. THE PICTURES MAY INCLUDE OPTIONS. THE ACTUAL COLOR & APPEARANCE OF THE PRODUCT MAY DIFFER FROM WHAT IS SHOWN.